

QUICK REFERENCE GUIDE

Important Safety Information

BEFORE USING THE MOBILEYE® SYSTEM, CAREFULLY READ THE MOBILEYE C2-270 USER MANUAL AND THE IMPORTANT SAFETY INSTRUCTIONS AND WARNINGS IT CONTAINS.

WARNING! MOBILEYE C2-270 IS NOT A SUBSTITUTE FOR SAFE AND ALERT DRIVING

To avoid unwanted behavior, do not press any Mobileye C2-270 buttons before you understand their functionality.

TURNING ON THE MOBILEYE C2-270

Mobileye C2-270 is activated automatically when you start your car.

MOBILEYE C2-270 IS READY TO GO

Following system initialization, the Mobileye C2-270 **EyeWatch** Display Unit shows this screen. The system will now start tracking your driving and warning you about potential dangers.



ALERT TYPES

Mobileye C2-270 is a collision prevention system that supplies the following alerts:

Forward Collision Warning (FCW) – including motorcycle detection

Warns you about an imminent collision with a vehicle ahead of you.

Pedestrian Collision Warning (PCW) – including bicycle detection

Warns you about an imminent collision with a pedestrian ahead of you.

Lane Departure Warning (LDW)

Warns you that you are about to unintentionally swerve from your lane.

Headway Monitoring and Warning (HMW)

Assists in maintaining a safe driving distance ("headway") from the vehicle ahead of you.

Intelligent High-beam Control (IHC)

Automatically switches from low beams to high beams when no traffic is in close proximity to your vehicle on dark road.

Forward Collision Warning (FCW)

WHAT IS FCW?	FCW alerts you – up to 2.7 seconds before possible collision with a vehicle ahead of you.
WHEN IS FCW OPERATIONAL?	FCW is always operational when the system is turned on.
FCW AUDIO ALERT	You hear a series of loud, high-pitched sounds.
FCW VISUAL ALERT	A red, flashing car icon is shown on the EyeWatch Display.

Pedestrian Collision Warning (PCW)


WHAT IS PCW?	PCW alerts you of a possible collision with a pedestrian ahead of you.
WHEN IS PCW OPERATIONAL?	Day Time - PCW is operational from speed of 1 km/h and up to speed of 75 km/h (46 mph). Night Time – Limited operation
PCW AUDIO ALERT	You hear a series of loud, high-pitched sounds.
PCW VISUAL ALERT	A red, flashing pedestrian icon is shown on the EyeWatch Display.
IMPORTANT NOTE	<ol style="list-style-type: none">1. This feature is available only on certain Mobileye C2-270 modules2. This feature is available only in certain geographical areas.

NOTE: Forward Collision Warning and Pedestrian Collision Warning cannot be disabled or muted. However, if the system is turned off, NO WARNINGS will be issued, including FCW and PCW.

Lane Departure Warning (LDW)

WHAT IS LDW?	LDW alerts you when you begin to depart from your lane unintentionally. If you signal when moving between lanes, an alert is not generated.
WHEN IS LDW FUNCTIONAL?	The LDW is active at speeds above 55 km/h (34 mph).
LDW AUDIO ALERT	You hear a series of sharp warning beeps for a duration of 0.7 seconds.
LDW VISUAL ALERT	The right or left Deviation Alert indicator flashes on the EyeWatch Display.
LDW WILL NOT ISSUE ALERTS WHEN	<ul style="list-style-type: none">• Lanes are poorly marked or unmarked• You are driving at a speed below 55 km/h (34 mph)• You signal before changing lanes.• The LDW has been disabled. Sensitivity level was set to zero (LDW OFF).• You make a sharp turn (such as when exiting at a highway interchange).• The system has been muted.

Headway Monitoring and Warning (HMW)

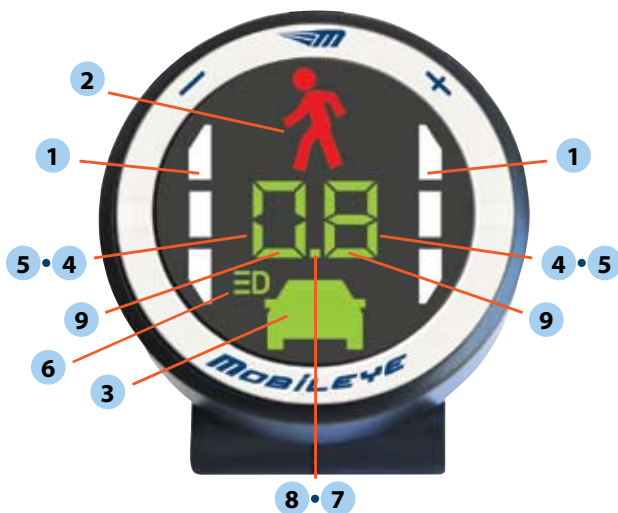
WHAT IS HMW?		HMW displays your headway relevant to the vehicle in front of you. If you get closer than a pre-defined value, it alerts you to the danger.
HMW AUDIO ALERT		You hear a single chime when headway is defined unsafe.
HMW VISUAL ALERT	Notice	The green car icon is displayed from the moment a vehicle is detected, and as long as the headway is above 0.6 seconds.
	WARNING!	The car icon changes to red when the headway is less than 0.6 seconds.
WHEN IS HMW FUNCTIONAL?		You will see the visual alert whenever a vehicle traveling in front of you is detected. The numerical headway display and the audio alert are operational only at speeds greater than 30 km/h (19 mph).
THE DISTANCE METER		You will see – in seconds – the headway to the vehicle in front of you (distance is measured in “Headway seconds”).
VISUAL ALERTS		

HMW WILL NOT ISSUE AUDIO WARNINGS WHEN: The system has been muted.

Intelligent High-beam Control (IHC)

WHAT IS IHC?	The IHC assists the driver in controlling the vehicles high beams and increases their correct use by automatically switching from low beams to high beams when no traffic is in close proximity to your vehicle on dark road.
WHEN IS IHC FUNCTIONAL?	The IHC is active at night when no traffic is in close proximity to your vehicle on dark roads.
IHC WILL NOT SWITCH TO HIGH BEAMS WHEN	<ul style="list-style-type: none"> • Whenever tail lights are recognized in front of the host vehicle up to a distance of 400m and can track the vehicle to well beyond this range. • Whenever there is an oncoming vehicle up to a distance of 800m. • Whenever the host vehicle enters a well lit (urban) area or when street lights are detected.
IMPORTANT NOTE	<ol style="list-style-type: none"> 1. This feature is available only on certain Mobileye C2-270 modules 2. This feature is available only if activated during the system installation. 3. This feature is available only in certain geographical areas.


Display Unit



1	LEFT/RIGHT DEVIATION ALERT	When a Lane Departure Warning is sounded, the Left or Right Deviation Alert indicator will flash for 0.7 seconds.
2	PEDESTRIAN FORWARD COLLISION ALERT	Displayed only when a pedestrian or bicycle are detected ahead of you in the same lane.
3	HEADWAY VISUAL ALERT - (CAR ICON)	Displayed only when a vehicle is detected ahead of you in the same lane. Colored green or red according to headway alert severity.
4	HEADWAY DISTANCE METER	A two-digit number that displays the headway (in seconds) from the vehicle ahead. Only values of 2.5 Headway seconds or less are displayed.
5	LOW VISIBILITY INDICATION	<ul style="list-style-type: none"> Dimming of the Seven Segment (headway distance meter). Displayed during low visibility conditions (bad weather, direct sunlight, dirt on windshield, etc.) The Mobileye C2-270 continues to work but there may be degradation in detection ability. If low visibility persists, check for possible camera obstructions (dirt, humidity, etc.).
6	IHC INDICATION	Displayed whenever the IHC is operational.
7	MUTE	Mute mode is indicated by a flashing green dot in the center part of the EyeWatch Display.
8	SYSTEM ON	A green dot indicates that the Mobileye C2-270 is ON (operative).
9	ZERO SPEED INDICATION	When the ego speed of the vehicle is zero, the two bottom lines of the two digits are turned on (thus indicating zero speed).


Control Panel

1 Mode Selection Turning the Mobileye C2-270 OFF/ON


Turning OFF: To turn OFF the Mobileye C2-270 press the () button until the **EyeWatch** display turns off or long press on the (-) button on the camera.

Turning ON: To turn on the Mobileye C2-270, press on any button.

Changing the EyeWatch display brightness level:

(1) Press the () once. (2) Press the (-) (+) buttons to decrease or increase the brightness level. There are 5 available levels (1-5). The C2-270 automatically adjusts brightness levels for day and night.

Changing the Headway Warning Timing:

(1) Press the () twice. (2) Press (-) to decrease the headway warning timing, or press (+) to increase it.

Changing LDW Sensitivity: (1) Press the () 3 times. (2) Press the (-) to decrease the LDW sensitivity, or press (+) to increase it.

Changing PCW Sensitivity: (1) Press the () 4 times. (2) Press the (-) to decrease the PCW Sensitivity, or press (+) to increase it. There are 3 available levels. Level 0- disables PCW warnings. Level 1- less sensitive (Pedestrian alert would be given up to 10m). Level 2- more sensitive (Pedestrian alert would be given up to 30m).



2 Volume Control (-) (+)

Press the (-) button (repeatedly) to decrease volume. Press the (+) button (repeatedly) to increase volume. There are 6 volume levels (0-5). Note: When the volume is set to zero the LDW and HM sounds are disabled, but FCW sound is set to level "3".

3 Mute

Option 1: Set volume level to "0", either from the **EyeWatch** display or from the camera control button.

Option 2: To Mute press and hold the (-) button on the **EyeWatch** for 1.5 seconds.

To Exit Mute press (+)

Mute mode is indicated by a flashing green dot in the lower part of the display unit.

Muting will disable the HW and LDW audio alerts. FCW cannot be muted

4 Virtual Bumper Sensitivity (VB)

To change the Virtual Bumper sensitivity press and hold the (+) button and then press on the (-) button for 1.5 sec. A red car icon will start flashing and the numerical display will show. Press the (-) to decrease the VB sensitivity, or press (+) to increase it. The VB sensitivity is limited between 0.5 meters and 2 meters. This feature is available only when speed is "0".

SYSTEM LIMITATIONS

- Mobileye C2-270 is intended for paved roads, with clear lane markings.
- Mobileye C2-270 does not see better than the driver. It is the driver's responsibility to always be alert, and always depend on their own eyesight and full attention and awareness when driving the vehicle.
- Mobileye C2-270 detects fully visible rear ends of vehicles. Therefore the detection of crossing, oncoming, and passing vehicles, is not supported.
- Mobileye C2-270 does not guarantee 100% accuracy in the detection of vehicles or driving lanes, nor in providing warnings of all potential road hazards. In addition, road, weather and other conditions can adversely affect the Mobileye C2-270 system's recognition and response capabilities.
- Any conditions that form partial or full blockage of the camera's view will result in reduced or non-functionality of Mobileye C2-270. Always ensure the camera has a clear field of view.



© 2006-2010 Mobileye Technologies Limited. All rights reserved.
Reproduction in whole or in part without written permission is prohibited.
Mobileye, Mobileye C2, and the Mobileye logo are registered trademarks of
Mobileye Technologies Ltd.
www.mobileye.com

© 2006-2010 Mobileye Technologies Limited. Alle Rechte vorbehalten.
Die Verfielfältigung im Ganzen oder in Teilen ist ohne ausdrückliche Genehmigung
verboten. Mobileye, Mobileye AWS, und das Mobileye Logo sind eingetragene
Warenzeichen von Mobileye Technologies Ltd.
www.mobileye.com

© 2006-2010 Mobileye Technologies Limited - Tous droits réservés.
Toute reproduction complète ou partielle, sans permission écrite est interdite.
Mobileye, Mobileye C2 et le logo de Mobileye sont des marques déposées
de Mobileye Technologies Ltd.
www.mobileye.com

© 2006-2010 Mobileye Technologies Limited. Tutti i Diritti Riservati.
È proibita la riproduzione parziale o completa senza autorizzazione per iscritto.
Mobileye, Mobileye C2, e il logo Mobileye sono marchi commerciali registrati
della Mobileye Technologies Ltd.
www.mobileye.com

© 2006-2010 Mobileye Technologies Limited. Todos los derechos reservados.
La reproducción total o parcial sin permiso escrito está prohibida.
Mobileye, Mobileye C2 y el logo Mobileye son marcas registradas de
Mobileye Technologies Ltd.
www.mobileye.com

© 2006-2010 Mobileye Technologies Limited. Все права защищены.
Частичное или полное воспроизведение материалов без письменного
разрешения запрещено.
Mobileye, Mobileye C2 и логотип Mobileye являются зарегистрированными
торговыми марками Mobileye Technologies Ltd.
www.mobileye.com